

Harvest the Sunshine

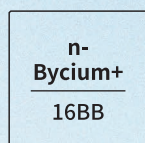
455W



JA SOLAR

JAM54S40 LR n-type Half-cell Module

Premium Cells



MBB Half-Cell
Technology

26%



Cell Conversion
Efficiency

Premium Modules



Higher power
generation better LCOE



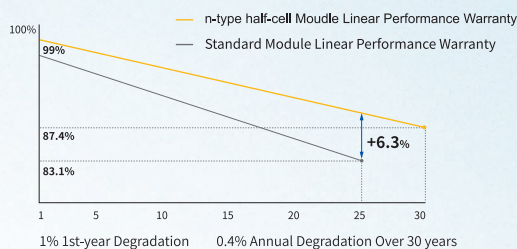
LID n-type with very
Lower LID



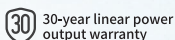
Better Temperature
Coefficient



Better low irradiance
response



15-year product
warranty



30-year linear power
output warranty

Comprehensive Certificates

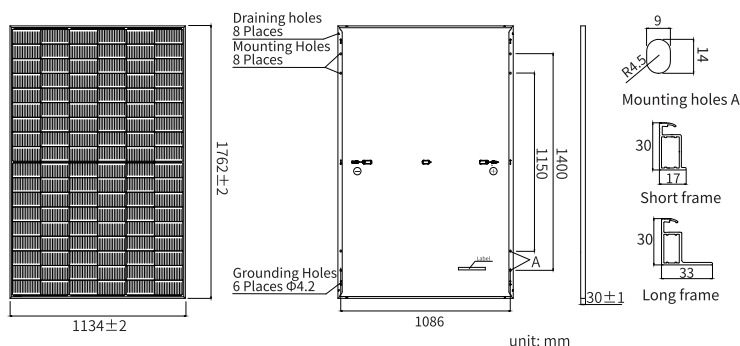
- IEC 61215, IEC 61730
- ISO 9001: 2015 Quality management systems
- ISO 14001: 2015 Environmental management systems
- ISO 45001: 2018 Occupational health and safety management systems
- IEC 62941: 2019 Terrestrial photovoltaic (PV) modules - Quality system for PV module manufacturing



DEEP BLUE 4.0 Pro

JAM54S40 LR

n-type Half-cell Module



MECHANICAL PARAMETERS

Cell	Mono
Weight	20kg
Dimensions	1762±2mm×1134±2mm×30±1mm
Cable Cross Section Size	4mm ² (IEC), 12 AWG(UL)
No. of cells	108(6×18)
Junction Box	IP68, 3diodes
Connector	QC 4.10-351/ MC4-EVO2A
Cable Length (Including Connector)	Portrait: 300mm(+)/400mm(-) Landscape: 1200mm(+)/1200mm(-)
Glass	2.8mm
Packaging Configuration	36pcs/Pallet, 936pcs/40HQ Container

Remark: customized frame color and cable length available upon request

ELECTRICAL PARAMETERS AT STC

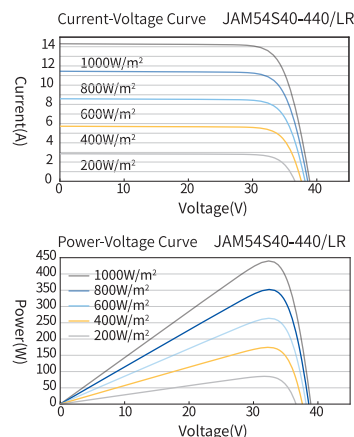
TYPE	JAM54S40 430/LR	JAM54S40 435/LR	JAM54S40 440/LR	JAM54S40 445/LR	JAM54S40 450/LR	JAM54S40 455/LR
Rated Maximum Power(P _{max}) [W]	430	435	440	445	450	455
Open Circuit Voltage (V _{oc}) [V]	38.50	38.70	38.90	39.10	39.30	39.50
Maximum Power Voltage(V _{mp}) [V]	32.12	32.29	32.47	32.65	32.82	33.00
Short Circuit Current(I _{sc}) [A]	14.14	14.23	14.31	14.40	14.48	14.56
Maximum Power Current(I _{mp}) [A]	13.39	13.47	13.55	13.63	13.71	13.79
Module Efficiency [%]	21.5	21.8	22.0	22.3	22.5	22.8
Power Tolerance	0~+3%					
Temperature Coefficient of I _{sc} (α _{Isc})	+0.045%/°C					
Temperature Coefficient of V _{oc} (β _{Voc})	-0.250%/°C					
Temperature Coefficient of P _{max} (γ _{Pmp})	-0.290%/°C					
STC	Irradiance 1000W/m ² , cell temperature 25°C, AM1.5G					

Remark: Electrical data in this catalog do not refer to a single module and they are not part of the offer. They only serve for comparison among different module types.

ELECTRICAL PARAMETERS AT NOCT

TYPE	JAM54S40 430/LR	JAM54S40 435/LR	JAM54S40 440/LR	JAM54S40 445/LR	JAM54S40 450/LR	JAM54S40 455/LR
Rated Max Power(P _{max}) [W]	326	329	333	337	341	344
Open Circuit Voltage(V _{oc}) [V]	36.43	36.62	36.81	37.00	37.19	37.37
Max Power Voltage(V _{mp}) [V]	30.39	30.56	30.73	30.89	31.06	31.22
Short Circuit Current(I _{sc}) [A]	11.31	11.38	11.45	11.52	11.58	11.65
Max Power Current(I _{mp}) [A]	10.71	10.78	10.84	10.90	10.97	11.03
NOCT	Irradiance 800W/m ² , ambient temperature 20°C, wind speed 1m/s, AM1.5G					

CHARACTERISTICS



OPERATING CONDITIONS

Maximum System Voltage	1500V DC
Operating Temperature	-40°C~+85°C
Maximum Series Fuse Rating	25A
Maximum Static Load, Front	5400Pa(112 lb/ft ²)
Maximum Static Load, Back	2400Pa(50 lb/ft ²)
NOCT	45±2°C
Safety Class	Class II
Fire Performance	UL Type 1/Class C