



TWMND

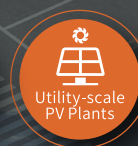
N-type Half-cell
Bifacial Module (72)

72HD565-585W

High Power Output
Low LCOE



Maximum Power
585W+

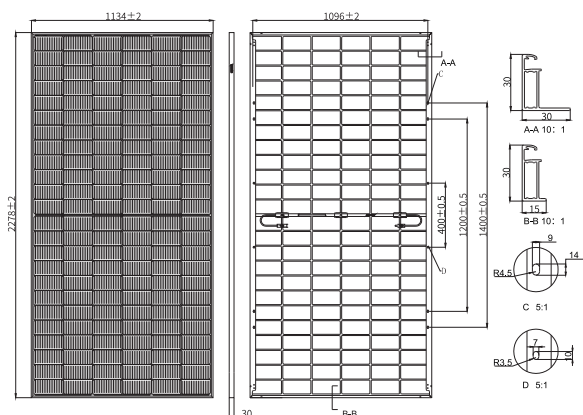


www.tw-solar.com



Learn More

DRAWINGS (Unit: mm)



ELECTRICAL CHARACTERISTICS (STC)

Module Type: TWMND-72HDXXX

Maximum Power: Pmax [W]	565	570	575	580	585
Open Circuit Voltage: Voc [V]	51.04	51.24	51.44	51.64	51.84
Short Circuit Current: Isc [A]	14.17	14.21	14.25	14.29	14.33
Voltage at Maximum Power: Vmp [V]	42.68	42.88	43.08	43.28	43.48
Current at Maximum Power: Imp [A]	13.24	13.29	13.35	13.40	13.46
Module Efficiency: η [%]	21.9	22.1	22.3	22.5	22.6

ELECTRICAL CHARACTERISTICS (NMOT)

Maximum Power: Pmax [W]	424.8	428.6	432.4	436.1	439.9
Open Circuit Voltage: Voc [V]	48.48	48.67	48.86	49.05	49.24
Short Circuit Current: Isc [A]	11.47	11.52	11.56	11.60	11.63
Voltage at Maximum Power: Vmp [V]	39.89	39.95	40.00	40.19	40.37
Current at Maximum Power: Imp [A]	10.63	10.70	10.78	10.85	10.90

* STC: Irradiance 1000W/m², Cell Temperature 25°C, Air Mass 1.5, Measuring Tolerance: ±3%
* NMOT: Irradiance 800W/m², Ambient Temperature 20°C, Air Mass 1.5, Wind Speed 1m/s

ELECTRICAL CHARACTERISTICS (Rear Power Gain)

5%	Maximum Power: Pmax[W]	593.3	598.5	603.8	609.0	614.3
	Module Efficiency: η [%]	23.0	23.2	23.4	23.6	23.8
15%	Maximum Power: Pmax[W]	649.8	655.5	661.3	667.0	672.8
	Module Efficiency: η [%]	25.2	25.4	25.6	25.8	26.0
25%	Maximum Power: Pmax[W]	706.3	712.5	718.8	725.0	731.3
	Module Efficiency: η [%]	27.3	27.6	27.8	28.1	28.3

TEMPERATURE PARAMETERS

Temperature Coefficient (Pmax)	-0.30%/°C
Temperature Coefficient (Voc)	-0.25%/°C
Temperature Coefficient (Isc)	+0.046%/°C
NMOT	45±2°C

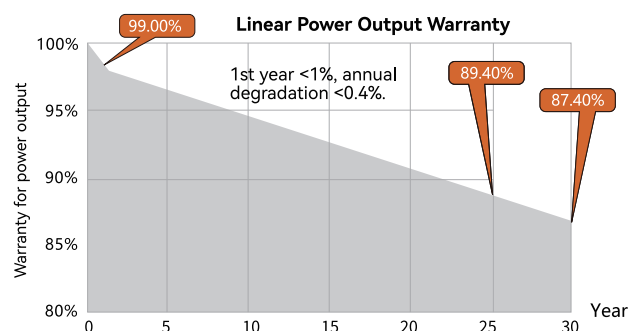
MAXIMUM RATINGS

Operational Temperature	-40°C~+85°C
Maximum System Voltage	1500V DC
Maximum Series Fuse Rating	30A
Power Output Tolerance	0~+5W
Maximum Bifaciality	80±5%

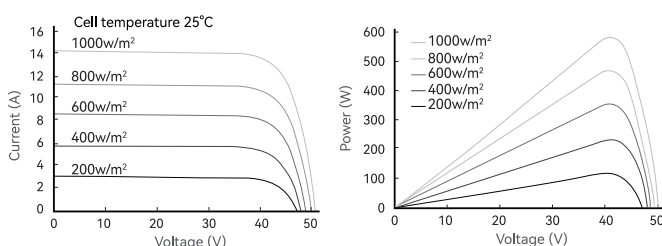
MECHANICAL PARAMETERS

Cells	TNC (N Type Monocrystalline Cell)
Cell Orientation	144[6X24]
Dimension	2278±2X1134±2X30mm
Weight	32.7kg
Front Glass	2.0mm high transmittance, AR semi-tempered glass
Rear Glass	2.0mm semi-tempered glass
Frame	Anodized aluminum alloy frame
Junction Box	IP68, 3 diodes
Output Cable	4.0mm ²
Cable Length	+400mm, -200mm, length can be customized
Wind/Snow Load	2400Pa/5400Pa
Packaging	36pcs per pallet, 720pcs per 40'HQ

WARRANTY



I-V CURVE



CERTIFICATIONS

Quality Management System and Product Certification

ISO 9001:2015 / quality management system
ISO 14001:2015 / environmental management system
ISO 45001:2018 / occupation health safety management system
ISO 50001:2011 / energy management system
IEC TS 62941—2016 / PV industry quality management system
IEC 61215/61730, IEC 62804(PID), IEC 61701(Salt),
IEC 62716 (Ammonia), IEC 60068-2-68(Sand)

