

Harvest the Sunshine

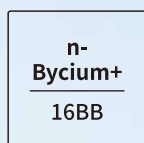
JA SOLAR

460W



JAM54S40 LR n-type Monofacial Module

Premium Cells



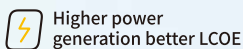
MBB Half-Cell Technology

26%



Cell Conversion Efficiency

Premium Modules



Higher power generation better LCOE



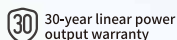
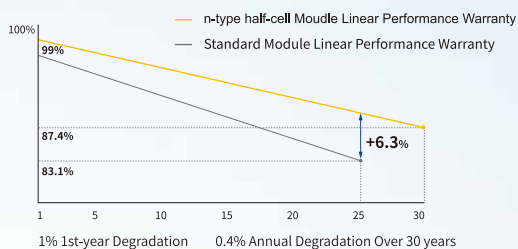
n-type with very Lower LID



Better Temperature Coefficient



Better low irradiance response

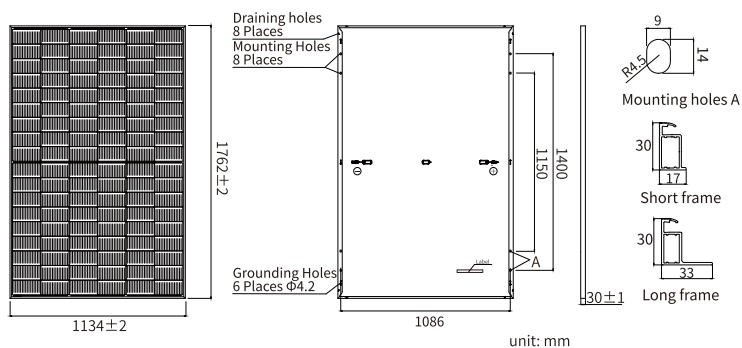


Comprehensive Certificates

- IEC 61215, IEC 61730
- ISO 9001: 2015 Quality management systems
- ISO 14001: 2015 Environmental management systems
- ISO 45001: 2018 Occupational health and safety management systems
- IEC 62941: 2019 Terrestrial photovoltaic (PV) modules - Quality system for PV module manufacturing



JAM54S40 LR n-type Monofacial Module



MECHANICAL PARAMETERS

Cell	Mono
Weight	20kg
Dimensions	1762±2mm × 1134±2mm × 30±1mm
Cable Cross Section Size	4mm ² (IEC), 12 AWG(UL)
No. of cells	108(6×18)
Junction Box	IP68, 3diodes
Connector	QC 4.10-351/ MC4-EVO2A
Cable Length (Including Connector)	Portrait: 300mm(+)/400mm(-) Landscape: 1200mm(+)/1200mm(-)
Glass	2.8mm
Packaging Configuration	36pcs/Pallet, 936pcs/40HQ Container

Remark: customized frame color and cable length available upon request

ELECTRICAL PARAMETERS AT STC

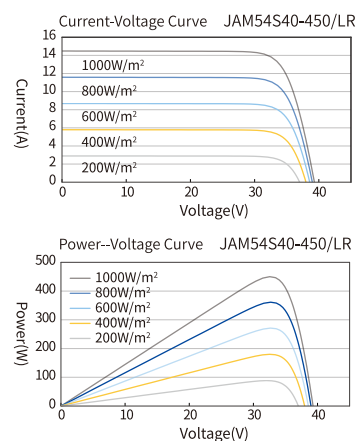
TYPE	JAM54S40 -435/LR	JAM54S40 -440/LR	JAM54S40 -445/LR	JAM54S40 -450/LR	JAM54S40 -455/LR	JAM54S40 -460/LR
Rated Maximum Power(Pmax) [W]	435	440	445	450	455	460
Open Circuit Voltage (Voc) [V]	38.70	38.90	39.10	39.30	39.50	39.70
Maximum Power Voltage(Vmp) [V]	32.29	32.47	32.65	32.82	33.00	33.17
Short Circuit Current(Isc) [A]	14.23	14.31	14.40	14.48	14.56	14.64
Maximum Power Current(Imp) [A]	13.47	13.55	13.63	13.71	13.79	13.87
Module Efficiency [%]	21.8	22.0	22.3	22.5	22.8	23.0
Power Tolerance	0~+3%					
Temperature Coefficient of Isc(α _{Isc})	+0.045%/°C					
Temperature Coefficient of Voc (β _{Voc})	-0.250%/°C					
Temperature Coefficient of Pmax(γ _{Pmp})	-0.290%/°C					
STC	Irradiance 1000W/m ² , cell temperature 25°C, AM1.5G					

Remark: Electrical data in this catalog do not refer to a single module and they are not part of the offer. They only serve for comparison among different module types.

ELECTRICAL PARAMETERS AT NOCT

TYPE	JAM54S40 -435/LR	JAM54S40 -440/LR	JAM54S40 -445/LR	JAM54S40 -450/LR	JAM54S40 -455/LR	JAM54S40 -460/LR
Rated Max Power(Pmax) [W]	329	333	337	341	344	348
Open Circuit Voltage(Voc) [V]	36.62	36.81	37.00	37.19	37.37	37.57
Max Power Voltage(Vmp) [V]	30.56	30.73	30.89	31.06	31.22	31.38
Short Circuit Current(Isc) [A]	11.38	11.45	11.52	11.58	11.65	11.71
Max Power Current(Imp) [A]	10.78	10.84	10.90	10.97	11.03	11.10
NOCT	Irradiance 800W/m ² , ambient temperature 20°C, wind speed 1m/s, AM1.5G					

CHARACTERISTICS



OPERATING CONDITIONS

Maximum System Voltage	1500V DC
Operating Temperature	-40°C~+85°C
Maximum Series Fuse Rating	25A
Maximum Static Load, Front	5400Pa(112 lb/ft ²)
Maximum Static Load, Back	2400Pa(50 lb/ft ²)
NOCT	45±2°C
Safety Class	Class II
Fire Performance	UL Type 1/Class C